

# Help card: XENTRY Operation Time

XENTRY Operation Time (XOT) sets a new standard for searching for operation items and times. Benefit from the new product design that allows easy and smooth workflow within a few screens, even on mobile devices.

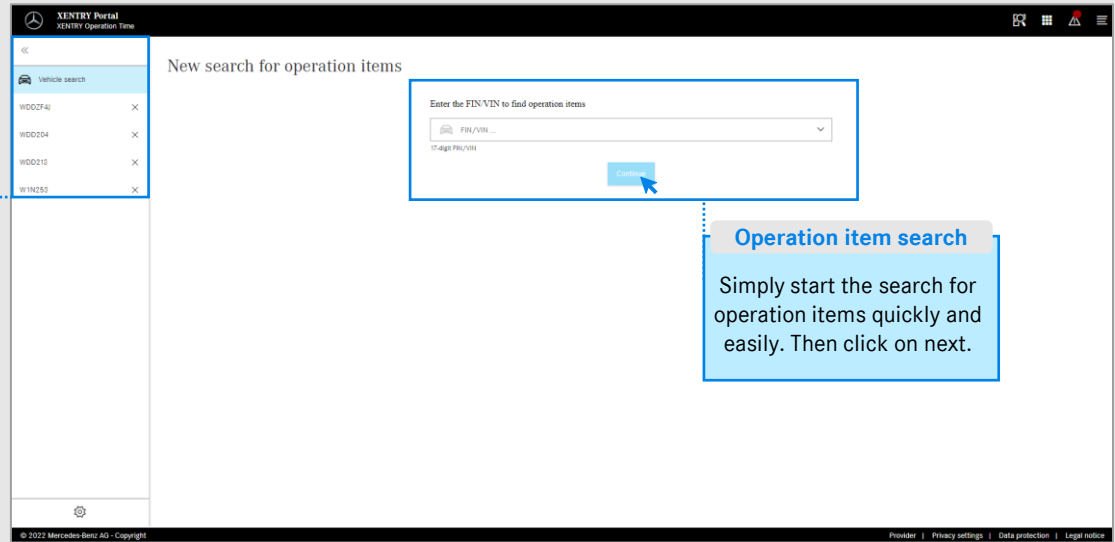
## Entrance



Dedicated application rights must be available for the use of XOT. Please contact your GEMS market administrator for further information.

### Navigation bar

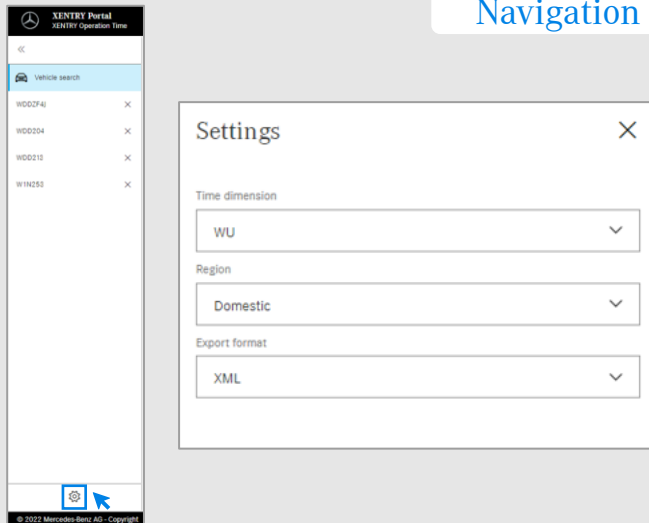
The FIN/VIN of the currently open order is displayed in the navigation bar on the left. If you have worked on more than one job, the navigation bar displays all orders.



### Operation item search


Simply start the search for operation items quickly and easily. Then click on next.

## Navigation bar



Click on the gear icon to open the XOT settings that appear on the right side of the screen. Depending on your user rights, you can adjust the settings for the unit, region and export format here.

## Context menu in the XOT overview



Calling up the operation item list.

Vehicle data show vehicle information provided by VeDoc, incl. Extended vehicle data card.

Local operation items to call linked positions from the DMS.

For feedback or questions, please use the microphone button. You will then automatically be forwarded to XSF.

# Help card: XENTRY Operation Time

XENTRY Operation Time (XOT) sets a new standard for searching for operation items and times. Benefit from the new product design that allows easy and smooth workflow within a few screens, even on mobile devices.

### Header

Contains the most important vehicle information.

### Search results

Display of design group. After selection, the respective design subgroups and operation items are offered.

### Overview

### Usability

With ★, set favorites in each group.  
The "i-button" provides additional information.

### Operation item type

Clicking on the operation item opens an additional operation item screen with Basic operations ("G") Linked operations ("V") and Additional operations ("Z").

### Operation items

By clicking on the "+" or opening the operation item  
And then click on "Add to list", the operation item is added to the operation items list.

### Operation item list

The operation items list shows all added operation items. The operation item number, the invoice marker, the duration and the description are displayed in the header.

### Operation item list

Use the editing options as well as selecting via the checkboxes and sorting via the arrows directly in the operation items list.

### Operation item list

The operation item list can be exported, FIN/VIN imported or printed.

Mercedes-Benz Group AG, GSP/ORE-Help Card: XENTRY Operation Time. Status 04/22 (valid until revoked).